

Scaled data based on original data using
LM-79-08 Approved Method: Electrical and Photometric Measurements of Solid-
State Lighting Products

Test Report Prepared for
Cooper Lighting Solutions
(formerly Eaton)

Brand: McGRAW-EDISON

Report Number: P386155

Luminaire Tested: **GWC-SA1D-735-U-5NQ**

Issue Date: 3/3/2020

Test Information

Test Method: LM-79-08
Report Number: P386155
TEST IS SCALED FROM IESNA LM-79-08 TEST DATA (G2-1903-205-5)
Test Lab: INNOVATION CENTER
Issue Date: 3/3/2020
Manufacturer: COOPER LIGHTING SOLUTIONS (FORMERLY EATON)
Product Line: MCGRAW-EDISON
Catalog Number: GWC-SA1D-735-U-5NQ
Description: GALLEON WALL LUMINAIRE
(1) 70 CRI, 3500K, 1200mA LIGHTSQUARE WITH 16 LEDS AND TYPE V NARROW OPTICS
Light Source: -
Ballast/Driver: ELECTRONIC DRIVER

Summary

Lumens per Lamp: N/A
Luminaire Lumens: 8029 lumens
Efficiency: N/A
Efficacy: 119.8 lumens/watt
Luminous Opening: Rectangular (W 0.5' x L: 0.5' x H: 0')
IES Classification: Type V - Short
BUG Rating: B3 - U0 - G1

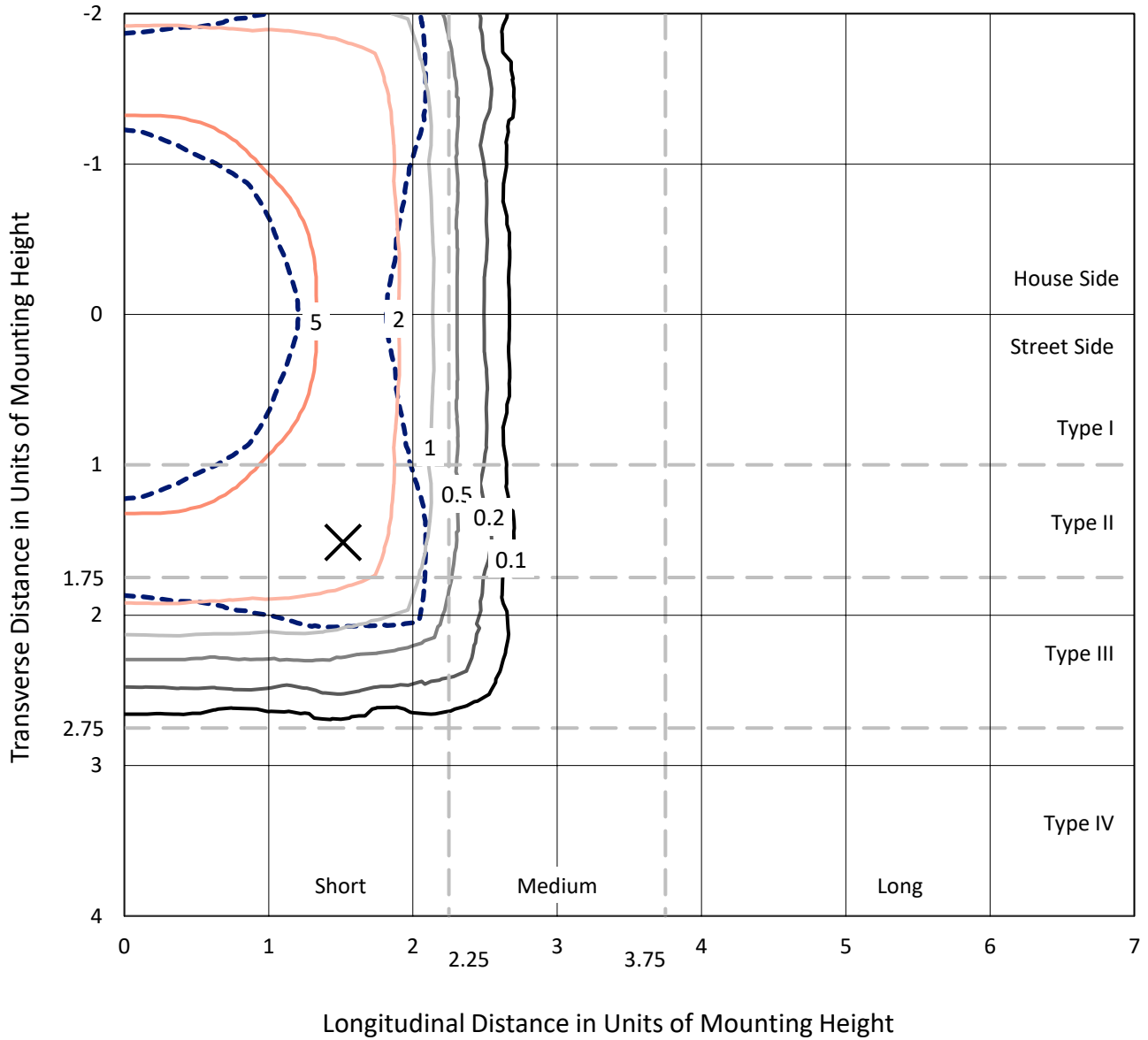
Input Watts (W): 67
Input Voltage (V): NR
Input Current (Ain): NR
Voltage Rise (V): NR
Power Factor: NR
Total Harmonic Distortion (THDi): NR
Frequency (hertz): 60
Stabilization Time: NR
Operation Time: NR
Ambient Temperature (°C): NR
Test Distance: 24 FT



REPORT NUMBER: P386155
 CATALOG NUMBER: GWC-SA1D-735-U-5NQ

Iso-Footcandle Lines of Horizontal Illumination

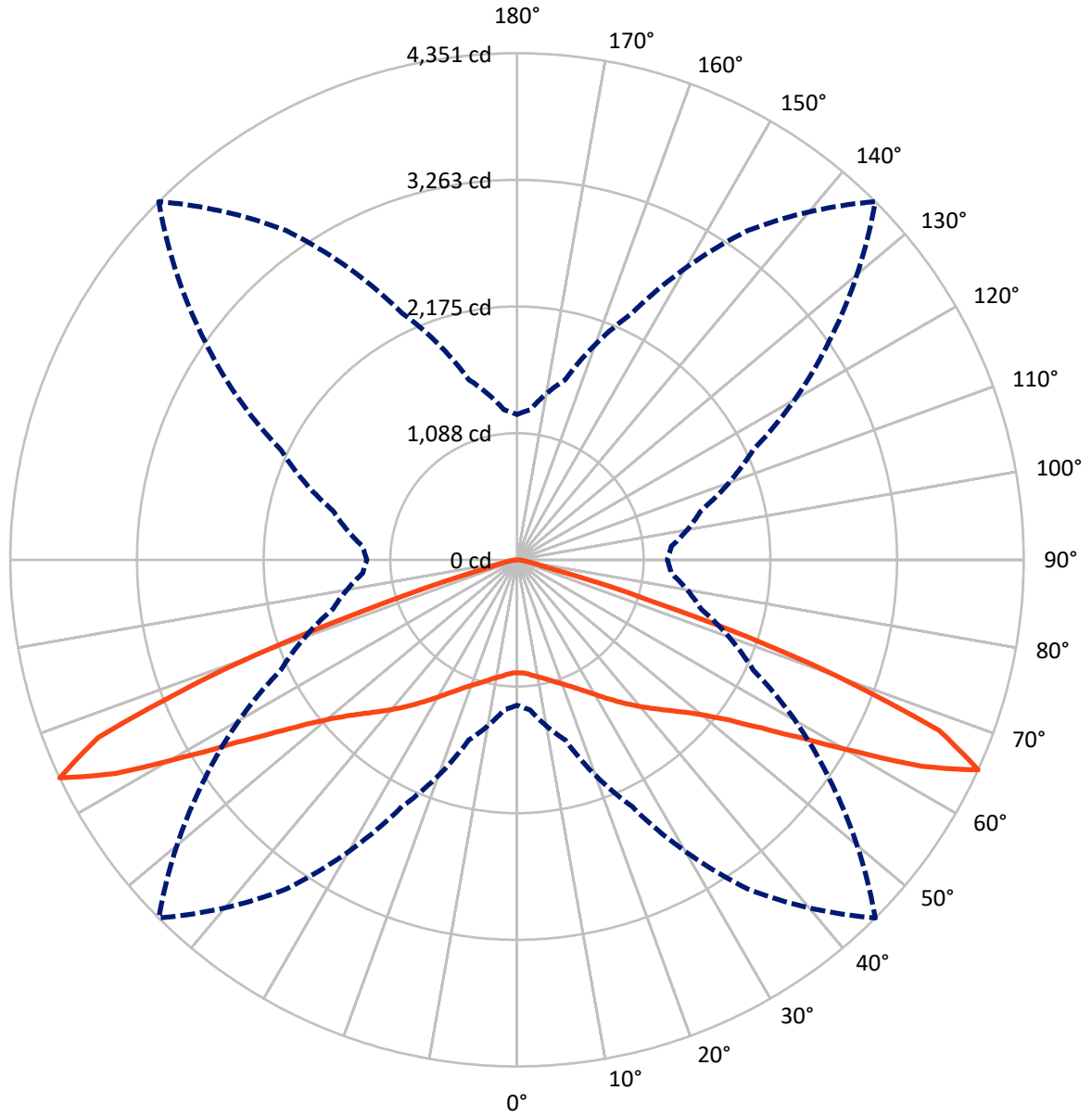
× Max cd
 - - - 1/2 Max cd



Based on 10 foot mounting height. Maximum calculated value = 9.8 fc
 Type V - Short - N/A

REPORT NUMBER: P386155
CATALOG NUMBER: GWC-SA1D-735-U-5NQ

Luminous Intensity Polar Plot



— Vertical Plane Through 45-Deg Lateral - - - Horizontal Cone Through 65-Deg Vertical

REPORT NUMBER: P386155
 CATALOG NUMBER: GWC-SA1D-735-U-5NQ

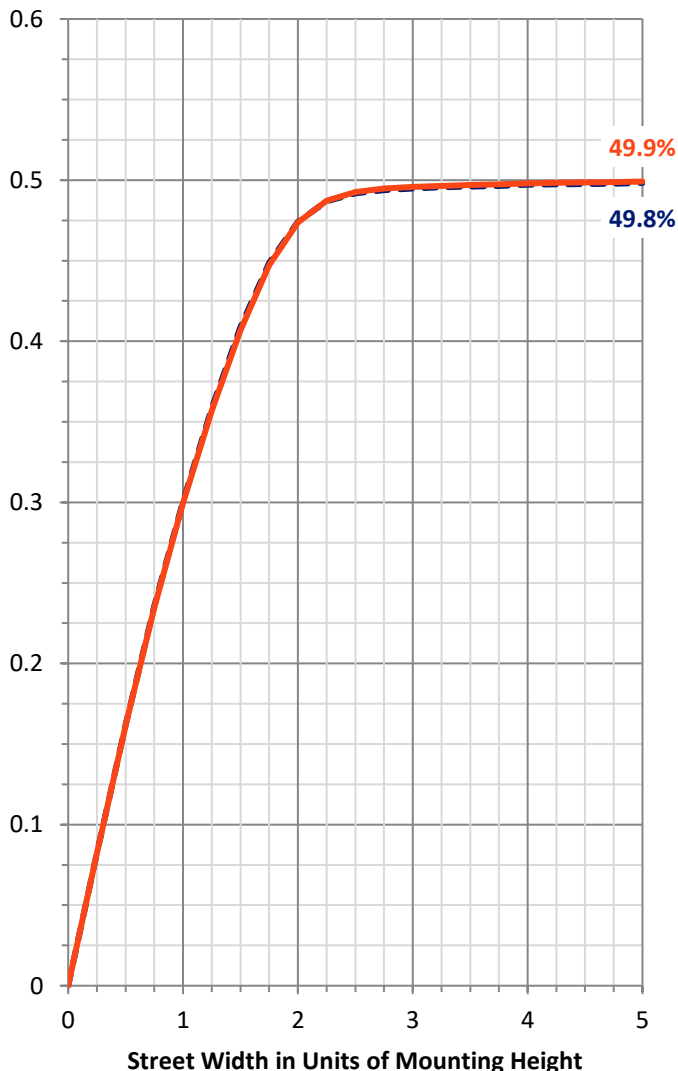
FLUX DISTRIBUTION:

		Downward	Upward	Total
House Side	Lumens	4014.5	0.0	4014.5
	% Fixture	50.0	0.0	50.0
Street Side	Lumens	4014.5	0.0	4014.5
	% Fixture	50.0	0.0	50.0
Total	Lumens	8029.0	0.0	8029.0
	% Fixture	100.0	0.0	100.0

ZONAL LUMENS:

Zone	Lumens	% Fixture
0°-10°	95.1	1.2
10°-20°	305.8	3.8
20°-30°	573.7	7.1
30°-40°	948.8	11.8
40°-50°	1469.5	18.3
50°-60°	2253.8	28.1
60°-70°	2103.1	26.2
70°-80°	244.8	3.0
80°-90°	34.4	0.4
90°-100°	0.0	0.0
100°-110°	0.0	0.0
110°-120°	0.0	0.0
120°-130°	0.0	0.0
130°-140°	0.0	0.0
140°-150°	0.0	0.0
150°-160°	0.0	0.0
160°-170°	0.0	0.0
170°-180°	0.0	0.0
0°-90°	8029.0	100.0
0°-180°	8029.0	100.0

Coefficient of Utilization



REPORT NUMBER: P386155

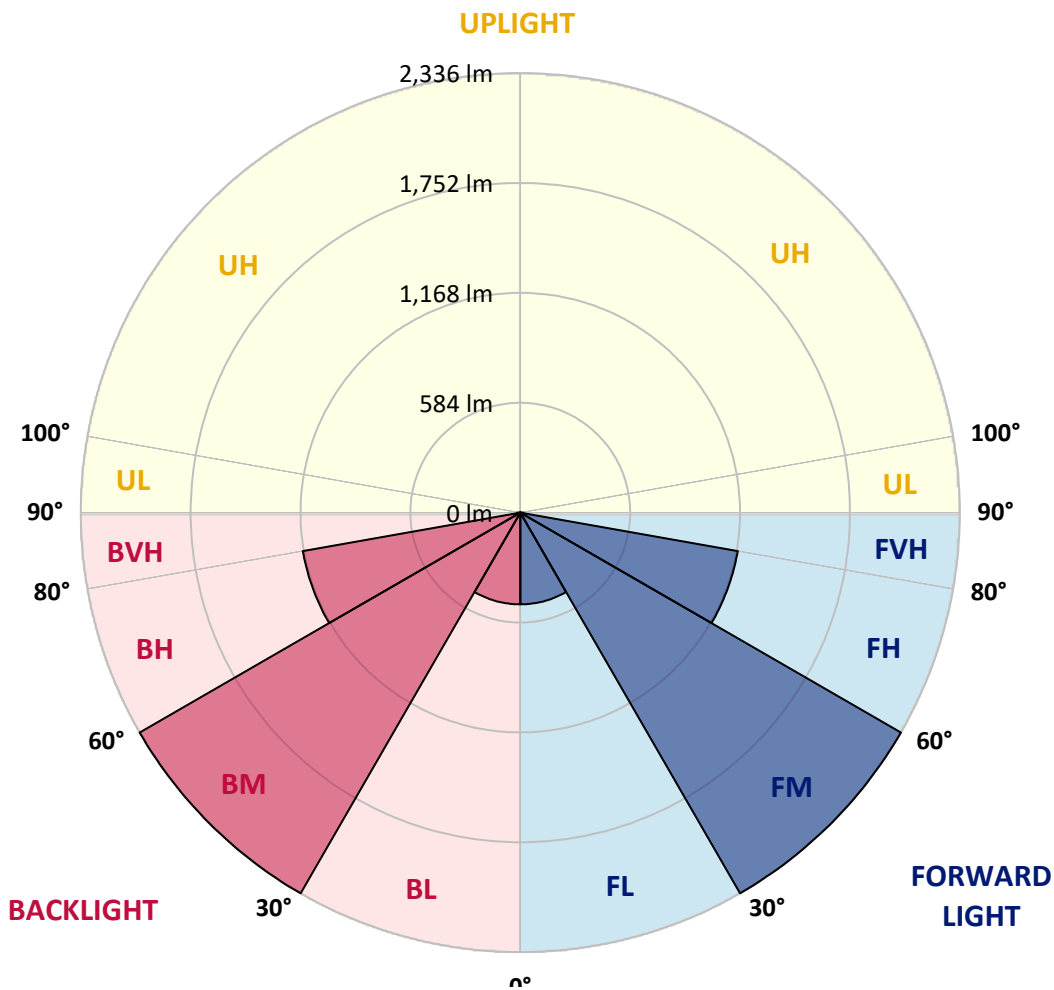
CATALOG NUMBER: GWC-SA1D-735-U-5NQ

LUMINAIRE CLASSIFICATION SYSTEM LUMEN TABLE AND BUG RATING:

Zone	Lumens	% Fixture	Zone Rating/Lumen Limit		
			B	U	G
FL (0°-30°)	487.3	6.1			
FM (30°-60°)	2336.1	29.1			
FH (60°-80°)	1173.9	14.6			G1/1800
FVH (80°-90°)	17.2	0.2			G1/100
BL (0°-30°)	487.3	6.1	B1/500		
BM (30°-60°)	2336.1	29.1	B2/2500		
BH (60°-80°)	1173.9	14.6	B3/2500		G1/1800
BVH (80°-90°)	17.2	0.2			G1/100
UL (90°-100°)	0.0	0.0		U0/0	
UH (100°-180°)	0.0	0.0		U0/0	

BUG Rating: B3-U0-G1

Type V Short





REPORT NUMBER: P386155
 CATALOG NUMBER: GWC-SA1D-735-U-5NQ

CANDELA DISTRIBUTION (FULL):

	0°	5°	15°	25°	35°	45°	55°	65°	75°	85°	90°
0°	969.6	969.6	969.6	969.6	969.6	969.6	969.6	969.6	969.6	969.6	969.6
2.5°	972.8	972.3	972.8	973.0	971.4	972.3	972.0	973.3	973.9	973.3	973.3
5°	984.0	983.2	984.3	985.6	983.5	984.0	983.2	984.8	985.3	984.3	985.0
7.5°	999.4	999.7	1000.8	1003.2	1001.9	1002.9	1001.3	1001.6	1001.3	999.7	1000.0
10°	1016.2	1016.5	1018.4	1021.6	1022.2	1022.2	1021.0	1020.3	1019.1	1018.1	1018.4
12.5°	1036.5	1037.8	1039.2	1043.2	1043.2	1045.3	1044.8	1042.6	1040.8	1039.2	1039.2
15°	1064.0	1063.7	1065.3	1069.3	1071.2	1074.6	1074.6	1071.7	1069.3	1067.7	1067.2
17.5°	1092.7	1093.5	1094.6	1099.4	1102.3	1106.3	1106.9	1104.4	1102.8	1100.7	1099.4
20°	1126.3	1127.6	1131.9	1133.8	1136.5	1140.1	1141.6	1141.0	1139.4	1138.4	1138.5
22.5°	1165.5	1169.0	1171.6	1174.3	1177.5	1180.2	1181.5	1183.4	1181.8	1180.9	1180.4
25°	1212.9	1215.3	1220.6	1225.4	1227.6	1228.4	1229.9	1232.7	1232.4	1230.5	1230.5
27.5°	1266.8	1271.3	1278.0	1284.9	1284.9	1282.3	1287.5	1292.1	1290.5	1288.1	1284.9
30°	1332.1	1336.4	1344.1	1353.7	1348.9	1347.0	1354.2	1362.5	1360.1	1356.0	1355.5
32.5°	1402.4	1406.5	1416.6	1426.9	1420.8	1418.2	1425.9	1437.8	1433.6	1425.6	1420.8
35°	1478.7	1482.6	1497.0	1509.6	1499.2	1494.7	1501.1	1514.1	1506.6	1491.8	1488.0
37.5°	1561.6	1563.7	1582.3	1595.1	1588.0	1575.9	1583.9	1593.5	1587.1	1569.0	1561.8
40°	1647.6	1655.4	1676.9	1691.8	1679.4	1660.5	1673.7	1687.1	1677.5	1654.3	1642.1
42.5°	1748.1	1753.9	1782.8	1796.1	1775.8	1749.2	1767.3	1785.4	1775.8	1753.5	1742.8
45°	1852.6	1861.7	1896.1	1909.3	1880.0	1846.2	1868.3	1900.0	1899.3	1867.0	1855.8
47.5°	1966.4	1975.5	2016.5	2034.1	2002.4	1957.0	1988.2	2033.0	2029.8	1994.3	1985.3
50°	2097.8	2107.3	2158.5	2180.7	2151.1	2098.3	2145.2	2184.7	2178.8	2135.1	2135.9
52.5°	2262.7	2262.2	2325.9	2364.3	2333.9	2287.2	2330.4	2368.9	2344.5	2284.0	2282.3
55°	2407.2	2416.0	2494.9	2567.6	2565.8	2547.9	2565.3	2566.9	2497.6	2417.1	2407.2
57.5°	2502.1	2518.9	2630.0	2761.7	2860.3	2884.0	2850.4	2748.7	2586.3	2457.5	2441.9
60°	2443.7	2469.3	2643.9	2912.3	3202.8	3342.2	3152.7	2836.9	2517.3	2338.0	2316.6
62.5°	2049.9	2093.0	2348.6	2839.5	3497.6	3905.1	3371.8	2695.3	2242.8	1995.7	1959.2
65°	1248.4	1293.9	1602.0	2337.1	3449.8	4350.7	3271.8	2237.2	1637.0	1329.7	1290.3
67.5°	416.1	429.4	610.9	1291.9	2711.3	3909.1	2715.9	1339.3	712.4	472.2	458.4
70°	162.9	164.2	193.8	374.4	1280.4	2685.0	1412.8	381.1	202.5	160.2	163.6
72.5°	119.7	120.2	128.5	156.4	333.7	1182.8	345.7	157.3	125.0	112.2	112.2
75°	96.2	96.2	102.1	114.0	149.6	271.3	151.6	112.7	97.8	89.5	88.5
77.5°	76.0	77.6	82.1	89.8	101.3	130.6	105.0	89.2	78.9	71.2	69.5
80°	56.5	58.1	65.6	69.3	72.8	90.7	77.6	69.8	62.4	53.3	51.7
82.5°	37.0	38.6	48.0	50.1	49.3	59.2	52.2	51.5	45.8	34.4	32.8
85°	24.2	24.8	31.9	33.3	30.6	27.0	33.3	35.2	31.9	22.4	21.6
87.5°	11.5	11.5	16.3	15.2	13.9	11.2	15.2	17.8	18.1	10.9	10.6
90°	0.0	0.0	0.0	0.0	0.0	0.0	0.0	0.0	0.0	0.0	0.0

Signify Classified - Internal
Cooper Lighting Solutions Photometric Lab
1121 Highway 74 South
Peachtree City, GA 30269

Scaled Data Report



Report Generated By 670245982

Signify Classified - Internal
Cooper Lighting Solutions Photometric Lab
1121 Highway 74 South
Peachtree City, GA 30269

Scaled Data Report



Signify Classified - Internal
Cooper Lighting Solutions Photometric Lab
1121 Highway 74 South
Peachtree City, GA 30269

Scaled Data Report



Signify Classified - Internal
Cooper Lighting Solutions Photometric Lab
1121 Highway 74 South
Peachtree City, GA 30269

Scaled Data Report





--- HS — SS

Signify Classified - Internal
Cooper Lighting Solutions Photometric Lab
1121 Highway 74 South
Peachtree City, GA 30269

Scaled Data Report



u

Signify Classified - Internal
Cooper Lighting Solutions Photometric Lab
1121 Highway 74 South
Peachtree City, GA 30269

Scaled Data Report



(END OF REPORT)